









Zirconia Comparison Chart

Zirconia Full Contour Materials	Flexural Strength	Translucency	Isostatic	Colours	Guarantee
 Explore 3D Multilayer	900-600 MPa graduated	43-49 % graduated	Yes	12	5 Years
 SpectraMax	600 MPa	49 %	Yes	20	5 Years
 Vitality	1150 MPa	44 %	Yes	20	5 Years
 ZrADVANCE	1100 MPa	46 %	Yes	20	5 Years

Zirconia Framework Materials	Flexural Strength	Translucency	Isostatic	Colours	Guarantee
 ZrSpeed	1200 MPa	38 %	Yes	20	5 Years
 JustZr	1250 MPa	36 %	Yes	20	5 Years
 ZrSpeed HT	1150 MPa	44 %	Yes	20	5 Years
 Lava	1250 MPa	32 %	Yes	20	5 Years

